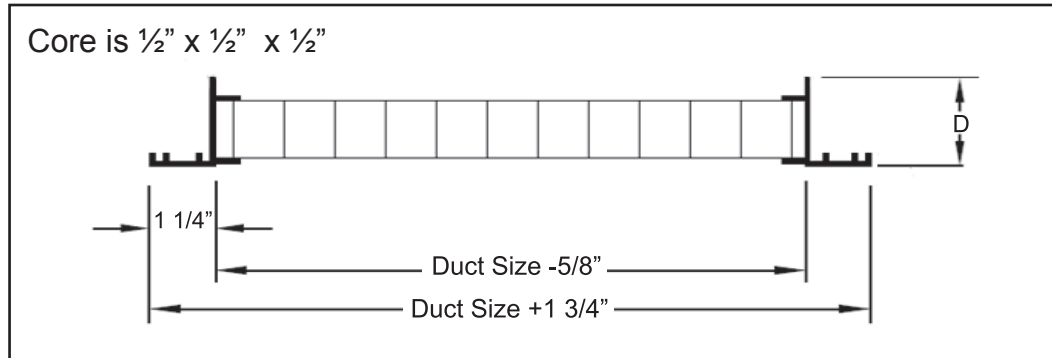


Eggcrate Return Grilles

T-Bar Lay-in
 Model AG-RTW
 EX: AG-22x22-RTW
 (23.75" x 23.75" Face for 22 x 22 duct)

Available Sizes
 Duct Size:

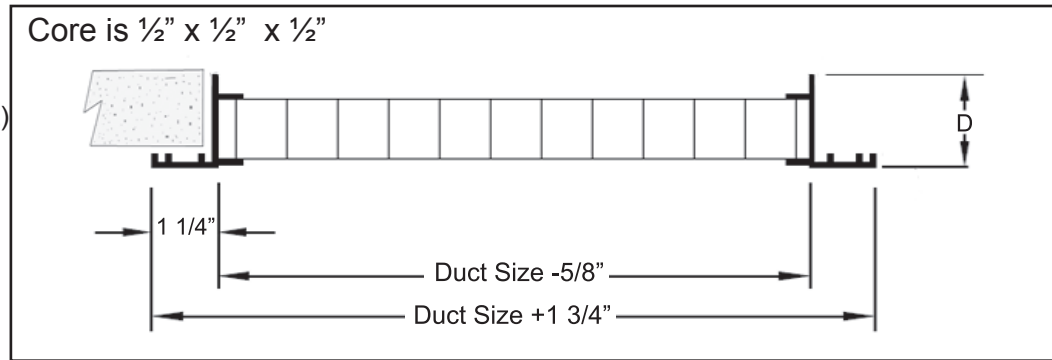
- 10" X 10"
- 10" X 22"
- 22" X 22"
- 22" X 46"



Surface Mount
 Model AG-RSW
 EX: AG-18x18-RSW
 (19.75" x 19.75" Face for 18" x 18" duct)

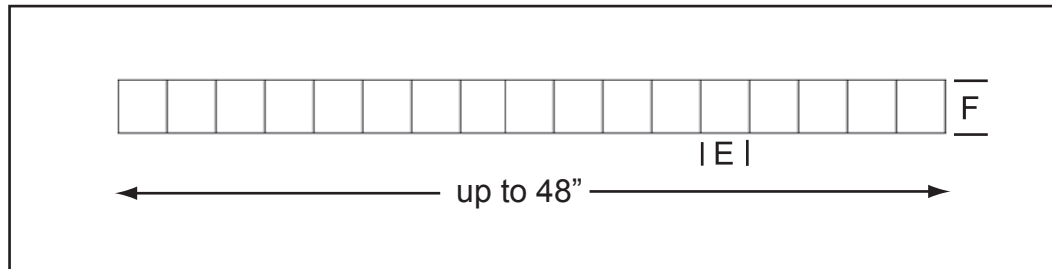
Available Sizes:
 from 6" X 6" to 18" X 18"

Specify Size: _____



Core Only
 Model ALUM
 Available Sizes:

- 12" X 12"
- 12" X 24"
- 24" X 24"
- 24" X 48"
- other: _____



Finish:

- White #B12
- Mill Finish

Core Type:

- 1/2" x 1/2" x 1/2"
- 1/2" x 1/2" x 1"
- 1" x 1" x 1"
- Angled 45° (1/2" x 1/2" x 1/2")

Job: _____

Location: _____

Architect: _____

Engineer: _____

Contractor: _____

* All Eggcrate Grilles
 use standard #B12 white finish