



Universal Reducer Instructions



1 Break off knob with needle nose pliers at level of chosen size



2 Place needle nose pliers in hole




3 Pull up in the direction shown by the arrow ▶



4 Use your hands to continue to pull up strip



5 Pull all the way off



6 Snap onto tabs on the diffuser or return



7 Place flexible duct onto reducer and secure with duct strap



8 Use second duct strap to secure insulation


STRATUS™
REDUCER