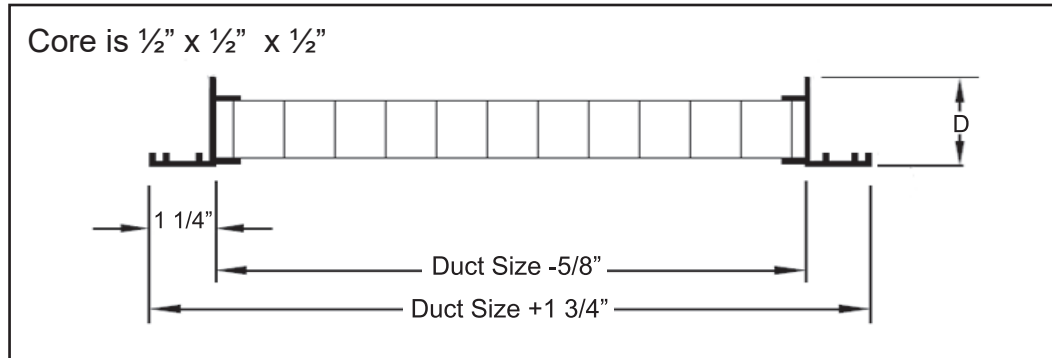


## Eggcrate Return Grilles

- T-Bar Lay-in  
 Model AG-RTW  
 EX: AG-22x22-RTW  
 (23.75" x 23.75" Face for 22 x 22 duct)

Available Sizes  
 Duct Size:

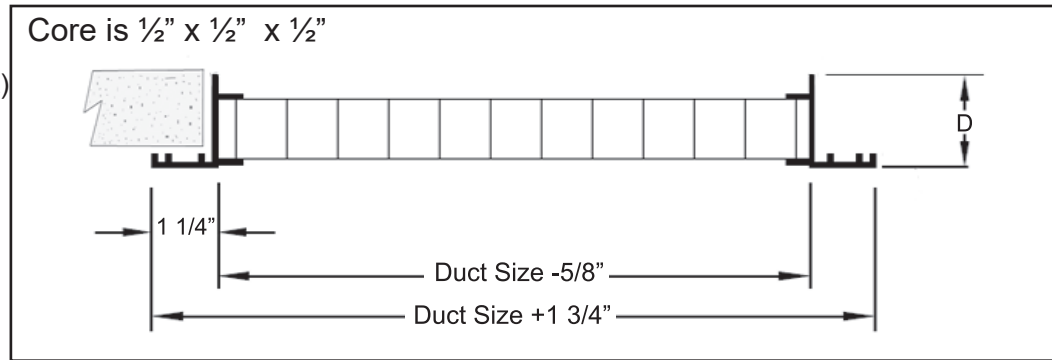
- 10" X 10"
- 10" X 22"
- 22" X 22"
- 22" X 46"



- Surface Mount  
 Model AG-12x12-RSW  
 (13.75" x 13.75" Face for 12" x 12" duct)

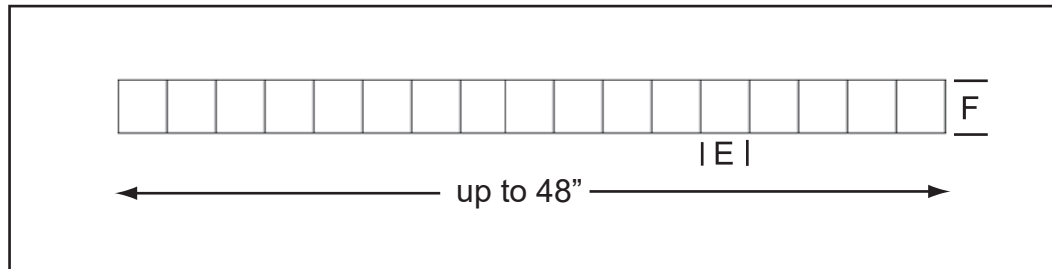
Available Sizes:  
 Duct Size:

- 12" X 12"



- Core Only  
 Model ALUM  
 Available Sizes:

- 12" X 12"
- 12" X 24"
- 24" X 24"
- 24" X 48"
- other: \_\_\_\_\_



Finish:

- White #B12
- Mill Finish

Core Type:

- 1/2" x 1/2" x 1/2"
- 1/2" x 1/2" x 1"
- 1" x 1" x 1"
- Angled 45° (1/2" x 1/2" x 1/2" )

Job: \_\_\_\_\_  
 Location: \_\_\_\_\_  
 Architect: \_\_\_\_\_  
 Engineer: \_\_\_\_\_  
 Contractor: \_\_\_\_\_

\* All Eggcrate Grilles  
 use standard #B12 white finish